




AQUIDNECK ISLAND PARTNERSHIP



Meeting 1
March 14, 2012



Aquidneck Island
Planning Commission



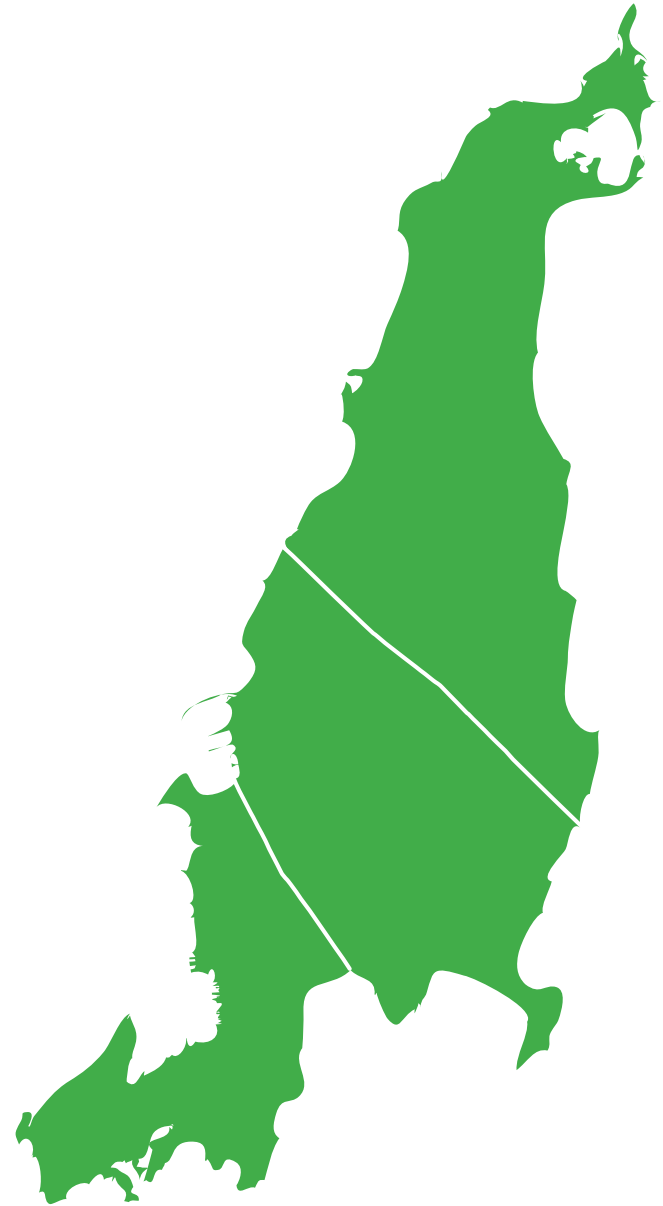
PROJECT SUMMARY

Goals and Objectives

Reconvene Aquidneck Island Partnership.

Review the Partnership's past work and assess progress.

Develop focus areas and goals for new Aquidneck Island vision.



PROJECT SUMMARY

Timeline

Year One:

January - February Preparation and reconvene Partnership

March - June Gather and analyze data

July - October Develop new focus areas and goals

November - December Develop progress/Year 1 report

Year Two:

Development of new Aquidneck Island vision plan.



PROJECT SUMMARY

Website

www.aquidneckplanning.org/

PARTNERSHIP 2000

Purpose

Sustain the quality of life on Aquidneck Island through the development of a shared vision for the future.



PARTNERSHIP 2000

Partnership Members (2000)

Aquidneck Land Trust
Center for Community Character*
Dunn Foundation
East Bay Economic Initiative*
Eastern Rhode Island Conservation District
Foundation for Newport*
Green Light Foundation*
Naval Station Newport
Newport County Board of Realtors
Newport County Chamber of Commerce
Norman Bird Sanctuary
Preservation Society of Newport County


Coastal Resources Center/
Rhode Island Sea Grant
Sierra Club – Rhode Island Chapter
City of Newport
Town of Middletown
Town of Portsmouth

*Inactive




PARTNERSHIP 2000

Partnership Publications: 1998 - 2002




Aquidneck Island:
A Decade of Change (1998)



Aquidneck Island:
Our Shared Vision (1999)



Aquidneck Island
Land Conservation Strategy
(2000)



Aquidneck Island
Today (2001)



Shaping a Future: Aquidneck Island
Achievements (2002)

PARTNERSHIP 2000

Key Issues and Focus Areas



Livable Landscape



Social Well-being



Strong, Local Economy



Transportation

PARTNERSHIP 2000: GOALS

Livable Landscape

Link open space areas

Preserve public access to the coast.

Protect habitats.

Ensure a safe drinking water supply.

Encourage development that complements the island's New England character.



PARTNERSHIP 2000: MEASURING SUCCESS

Livable Landscape: Indicators of Success

Amount and type of land preserved since 2000.

State and local open space and habitat plans and policies

Data on water quality and runoff.

Amount and location of publically accessible coastal areas.



PARTNERSHIP 2000: GOALS

Social Well-being

Build a sense of community through neighborhood collaboration

Invest in education programs.

Celebrate the history of the island by enhancing cultural activities.



PARTNERSHIP 2000: MEASURING SUCCESS

Social Well-being: Indicators of Success

Development of new community and neighborhood initiatives.

Integration of community members into planning process.

Are there others?



PARTNERSHIP 2000: GOALS

Strong, Local Economy

Attract high-tech/low-pollution industries.

Tourism that enhances the island's charm and livability.

Maintain active farms.

Strengthen marine trades.



PARTNERSHIP 2000: MEASURING SUCCESS

Strong, Local Economy: Indicators of Success

Tourism and visitor data for Newport and Aquidneck Island attractions.

Aquidneck Island industry and employment trends.

Size and productivity of Aquidneck Island's agricultural and marine trades sectors.



PARTNERSHIP 2000: GOALS

Transportation

Reduce congestion and air pollution.

Enhance alternative transportation choices.

Promote safety as a top priority in transportation planning.



PARTNERSHIP 2000: MEASURING SUCCESS

Transportation: Indicators of Success

Development of island-wide and municipal transportation plans and policies.

Changes in RIPTA service and ridership.

Changes in air quality and emissions.



PARTNERSHIP 2000: MEASURING SUCCESS

Data and Information Sources

Aquidneck Land Trust

Aquidneck Island Transportation Study

Aquidneck Island Open Space Mapping Project

City of Newport Department of Utilities

Municipal Comprehensive Plans

Newport County Convention and Visitors Bureau

RI Economic Development Corporation

RIPTA

US Census 2000 and 2010



DEMOGRAPHICS



Aquidneck Island 2010

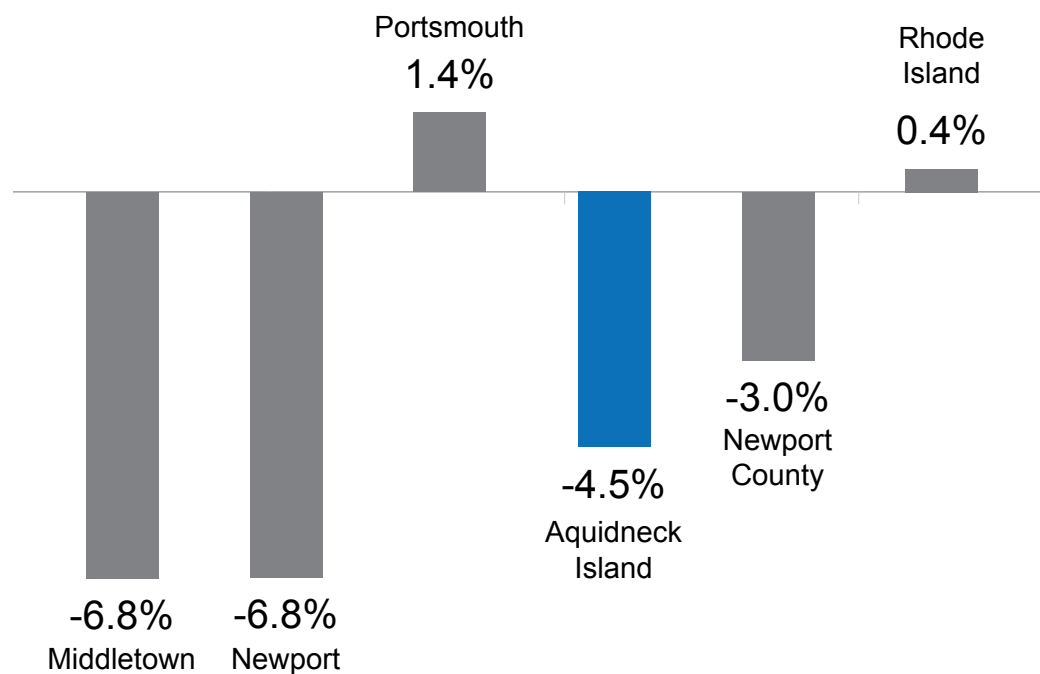
	PORTSMOUTH	MIDDLETOWN	NEWPORT	AQUIDNECK ISLAND
Size (sq mi)	17.1	13.1	7.7	37.8
Population	17,389	16,150	24,672	58,211
Households	6,988	6,673	10,616	24,367
Median Age	45.6	45.5	40	--
Median Income	\$77,712	\$68,896	\$57,640	--
College Degree	47.4%	38.4%	25%	35.4%

Source: US Census

DEMOGRAPHICS

Aquidneck Island's population is declining

Population Change: 2000 - 2010

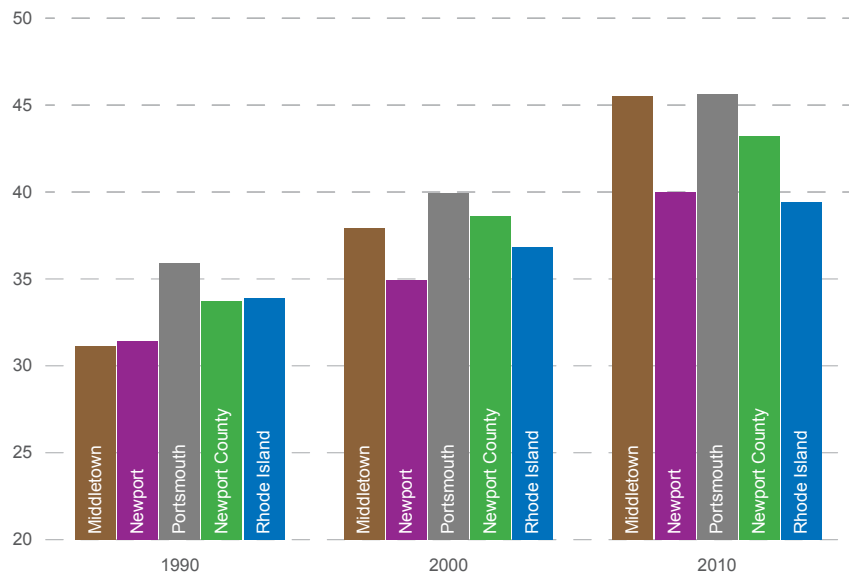


Source: US Census

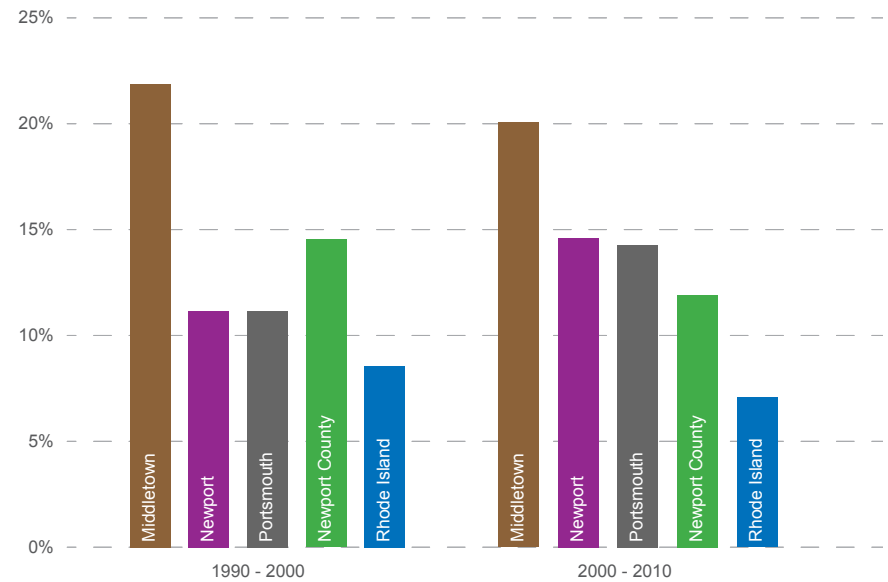
DEMOGRAPHICS

Aquidneck Island is aging.

Median Age: 1990 - 2010



Percent Change in Median Age: 1990 - 2010

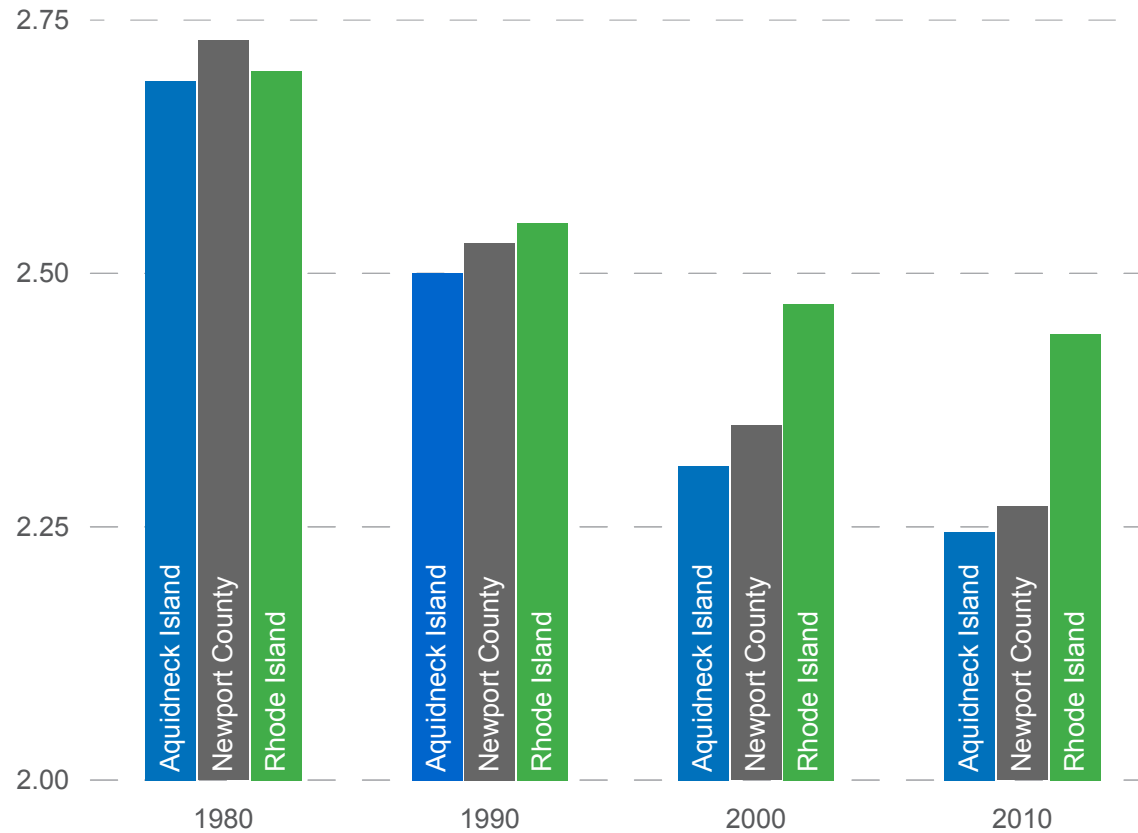


Source: US Census

DEMOGRAPHICS

Aquidneck Island's households are smaller.

Average Household Size:
1980 - 2010

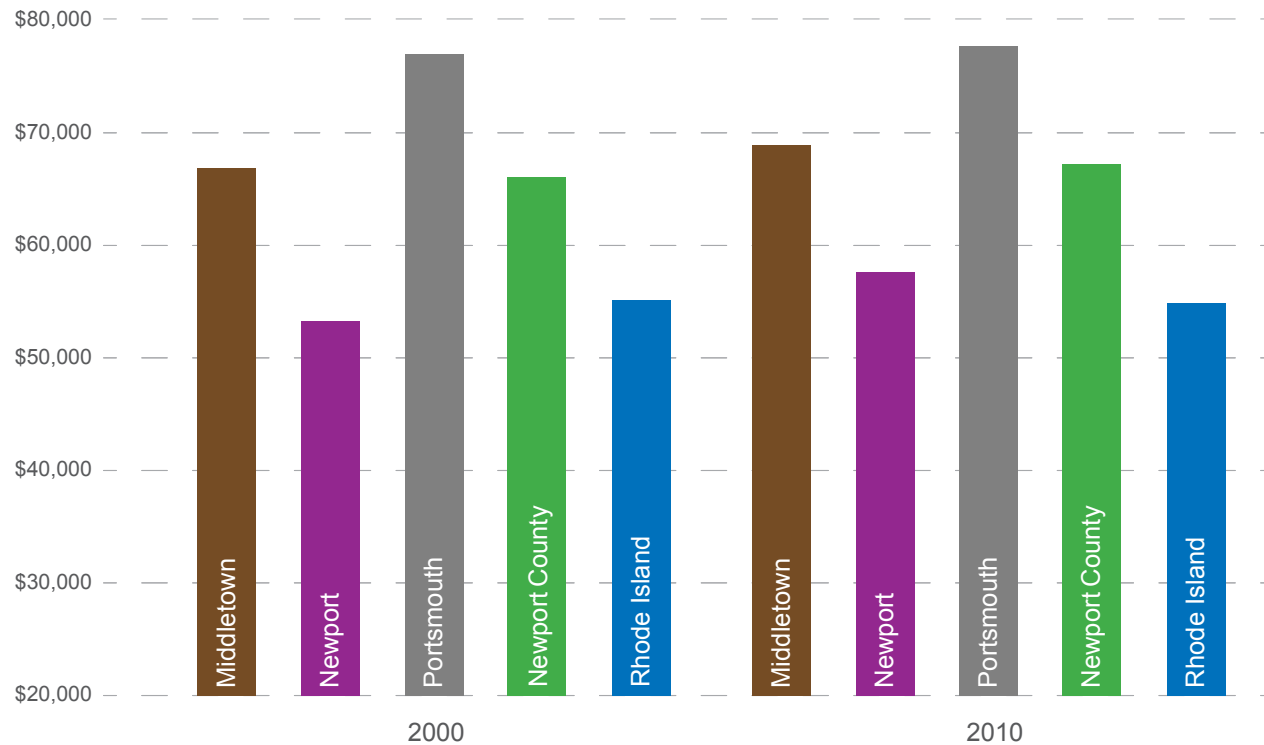


Source: US Census

DEMOGRAPHICS

Median income rose slightly and exceeds that of Rhode Island as a whole.

Median Income: 2000 - 2010 (inflation adjusted)

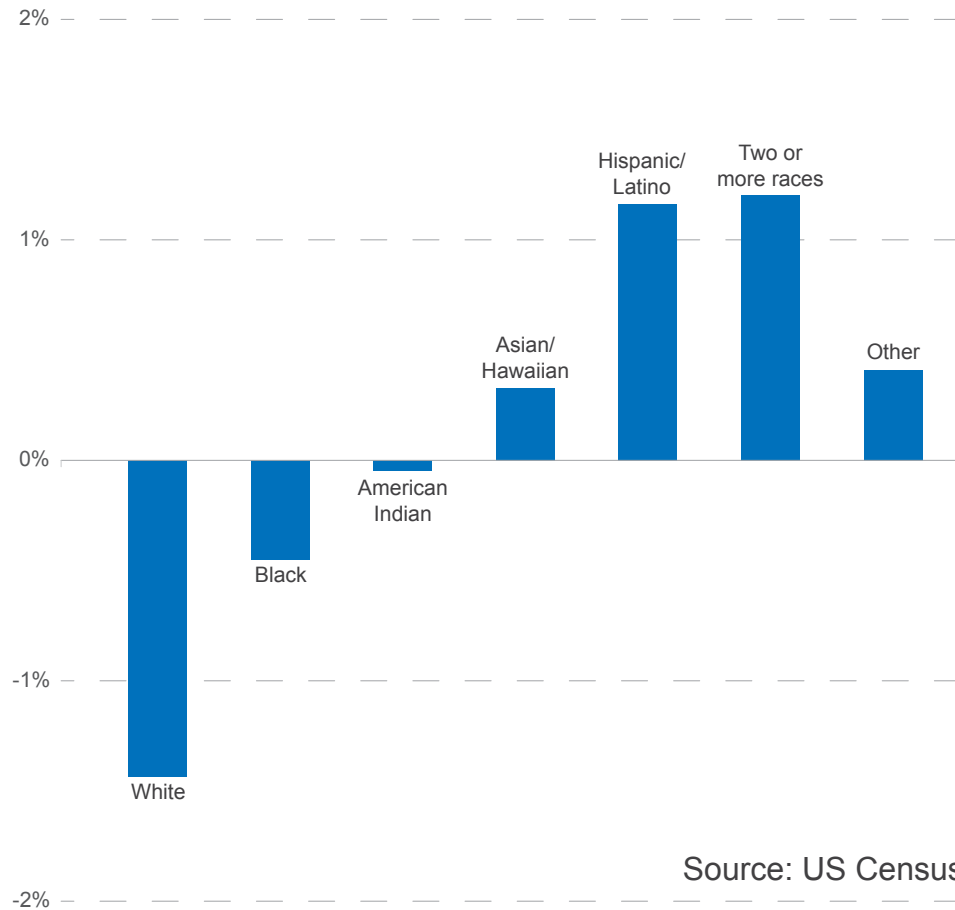


Source: US Census

DEMOGRAPHICS

Aquidneck Island's racial and ethnic composition has changed.

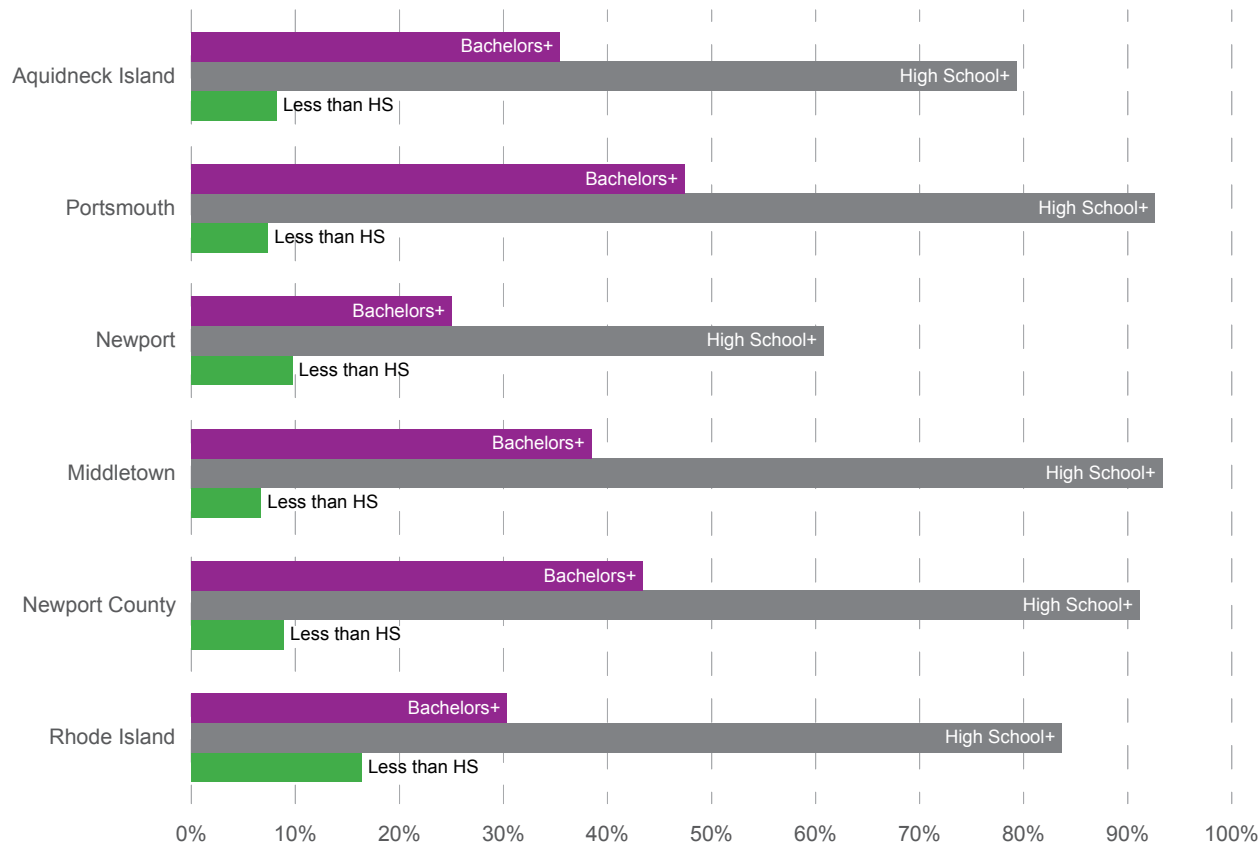
Race and ethnicity:
Change in percentage
2000 - 2010



DEMOGRAPHICS

Aquidneck Island residents are better educated than those of the state as a whole.

Educational Attainment: 2010



Source: US Census

NEXT STEPS

Questions and Discussion

What other Aquidneck Island accomplishments should be recognized?

Are there other indicators AIPC should track?

What other organizations or agencies should be involved?



NEXT STEPS

Thank you

Questions or comments

Tina Dolen

tina@aquidneckplanning.org

Chris Witt

chris@aquidneckplanning.org

